



District Report Card: 2017


State: Punjab	District: Fatehgarh Sahib
Class: 8	Subject: Language
Schools: 51	Students: 1119


Participation/Coverage


Students

 GENDER	Boys		Girls	
	Number	%	Number	%
	627	56.03	492	43.97

 AREA	Rural		Urban	
	Number	%	Number	%
	903	80.70	216	19.30

 CATEGORY	SC		ST		OBC		GEN	
	Number	%	Number	%	Number	%	Number	%
	738	65.95	6	0.54	198	17.69	177	15.82

 CWSN	LD	VI	HI	S&LD	ID	Oth
	4	3	1	6	0	21

 Management	Government		Government-aided	
	Number	%	Number	%
	978	87.40	141	12.60

Average Performance of Students in Language (%)

Overall	Gender		Area		Management		Social Group			
	Male	Female	Rural	Urban	Govt.	Aided	SC	ST	OBC	GEN
49.85	48.37	51.75	49.82	50.00	49.85	49.88	48.08	32.22	53.40	53.90

Performance on Learning Outcomes (LOs)

Learning Outcomes	Description	Average Performance(%)
L813	Read textual/non-textual materials with comprehension and identifies the details, characters, main idea and sequence of ideas and events while reading	49.85

Range of Performance of Students who Answered Correctly							
Below 30%		30% - 50%		50% - 75%		Above 75%	
Number	%	Number	%	Number	%	Number	%
247	22.07	248	22.16	456	40.75	168	15.01

Lowest Performing Learning Outcomes (LOs)

1 - Read textual/non-textual materials with comprehension and identifies the details, characters, main idea and sequence of ideas and events while reading (49.85)